



OR6H380M (SF)

HALF CELL LINE



HALF-CELL MODULE

The 120 Half Cut module of the Import Line combines the high production efficiency of the half cell technology with an excellent quality / price ratio.

The half-cell configuration improves the electrical distribution inside the panel to increase the yield of the product. For these reasons, the Half Cell Line is suitable not only for industrial installations but also for residential and commercial installations.



30 YEAR **LINEAR POWER** WARRANTY

20 YEAR **PRODUCT** WARRANTY



PERC TECHNOLOGY



PID FREE



MODULE FIRE PERFORMANCE: **CLASS 1**



ANTI-REFLECTIVE GLASS



QBE INSURANCE
Product Liability Insurance QBE

CELLS



120 CELLS
MONO 6BB / 9BB M6 HALF | **PERC**

166x83 mm / 6.54x3.27"

FRAME



COMPACT AND STURDY | **35 mm**

ANCHORABLE ALSO ON THE SHORT SIDE ⁽⁵⁾

ELECTRICAL CHARACTERISTICS (STC) ⁽¹⁾

Nominal Output (Pmax) ⁽²⁾	
Sorting Tolerance	
Voltage at Pmax (Vmp)	
Current at Pmax (Imp)	
Open Circuit Voltage (Voc) ⁽²⁾	
Short Circuit Current (Isc) ⁽²⁾	
Maximum System Voltage	
Maximum Series Fuse Rating	
Module Efficiency	
Protection class against electric shock	

OR6H380M (SF)

Nominal Output (Pmax) ⁽²⁾	380 W
Sorting Tolerance	0/+5 W
Voltage at Pmax (Vmp)	35.48 V
Current at Pmax (Imp)	10.71 A
Open Circuit Voltage (Voc) ⁽²⁾	41.4 V
Short Circuit Current (Isc) ⁽²⁾	11.58 A
Maximum System Voltage	1500 V
Maximum Series Fuse Rating	20 A
Module Efficiency	20.54%
Protection class against electric shock	Class II

MECHANICAL CHARACTERISTICS

Solar Cells	120 M6 HALF monocrystalline PERC
Solar Cells Size	166x83 mm / 6.54x3.27"
Front Cover	3.2 mm / 0.13" thick, low iron tempered glass
Back Cover	TPT (Tedlar-PET-Tedlar)
Encapsulant	EVA (Ethylene vinyl acetate)
Frame	Anodized aluminium alloy, double wall
Frame finishing	Silver
Backsheet finishing	White
Diodes	3 Bypass diodes serviceable
Junction Box	IP67 rated
Connector	MC4 or compatible connector
Cables Length	1100 mm / 43.31"
Cables Section	4.0 mm ² / 0.006 in ²
Dimensions	1765 x 1048 x 35 mm / 69.49 x 41.26 x 1.38"
Weight	19.7 Kg / 43.43 lbs
Max Load (Test Load) - SF	5400 Pa - 1.5 ⁽⁵⁾

TEMPERATURE CHARACTERISTICS

NMOT ⁽³⁾	45±2 °C
Temperature Coefficient of Pmax	-0.37 %/°C
Temperature Coefficient of Voc	-0.28 %/°C
Temperature Coefficient of Isc	0.042 %/°C
Operating Temperature	-40 °C ~ +85°C

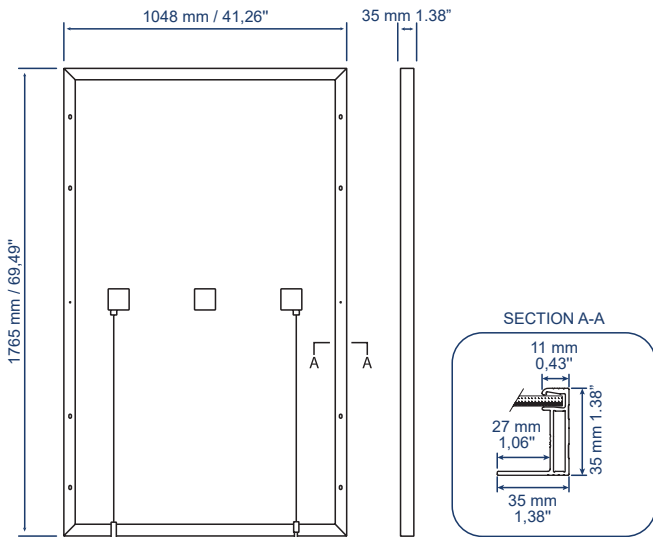
PACKAGING ⁽⁴⁾

Pallet dimensions	1810x1130x1190 mm / 71.26x44.49x46.85"
Pieces per pallet	31
Weight	665 kg / 1466.1 lbs

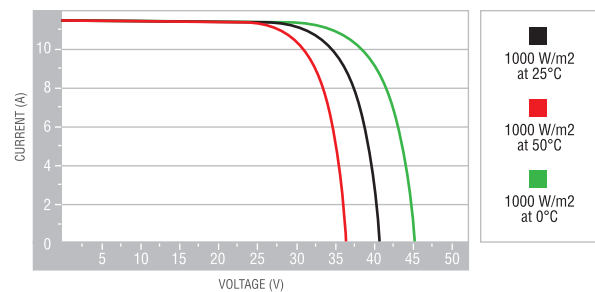
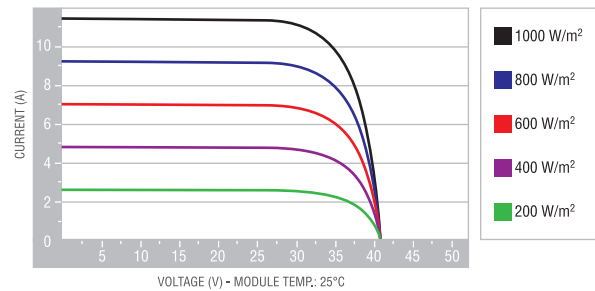
CERTIFICATIONS

Fire Resistance Rating	Class of reaction to fire 1 (UNI 9177)
PID free	IEC TS 62804-1:2015
Salt mist	IEC 61701:2011
Ammonia	IEC 62716:2013

DIMENSIONS



CURRENT/VOLTAGE CHARACTERISTICS



1. STC: (Standard Test Condition) Irradiance 1000W/m²; Module Temperature 25°C; Air Mass 1.5

2. Pmax, Voc, Isc measurement tolerance: ±3%

3. NMOT: Nominal Module Operating Temperature: Irradiance 800W/m²; Air 20°C; Wind speed 1m/s

4. Pallets can be stacked up to two

5. Consult the installation manual for the relative mounting configurations